

NOTES
 Builder to check and clarify all levels, dimensions, drainage construction & specification prior to any works on site and to bring to the clients attention any variations or deviations for written confirmation before being carried out on site.

Do not scale from these drawings - If in doubt always ask first

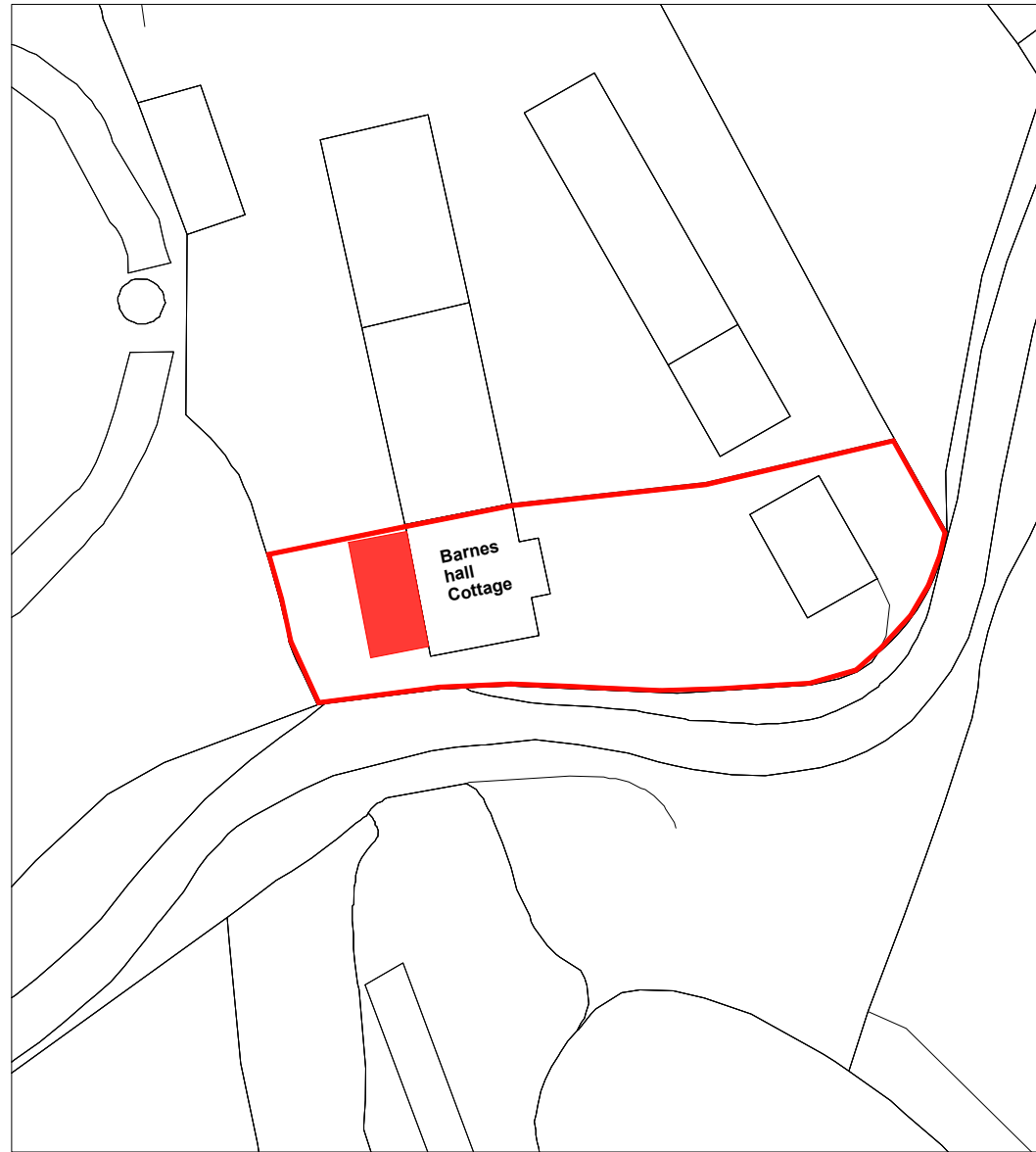
Report any discrepancies and omissions to M2 Design
 This Drawing is Copyright©


Drawings are prepared for the purposes of obtaining Town & Country Planning Permission and Building Regulation Approval only.

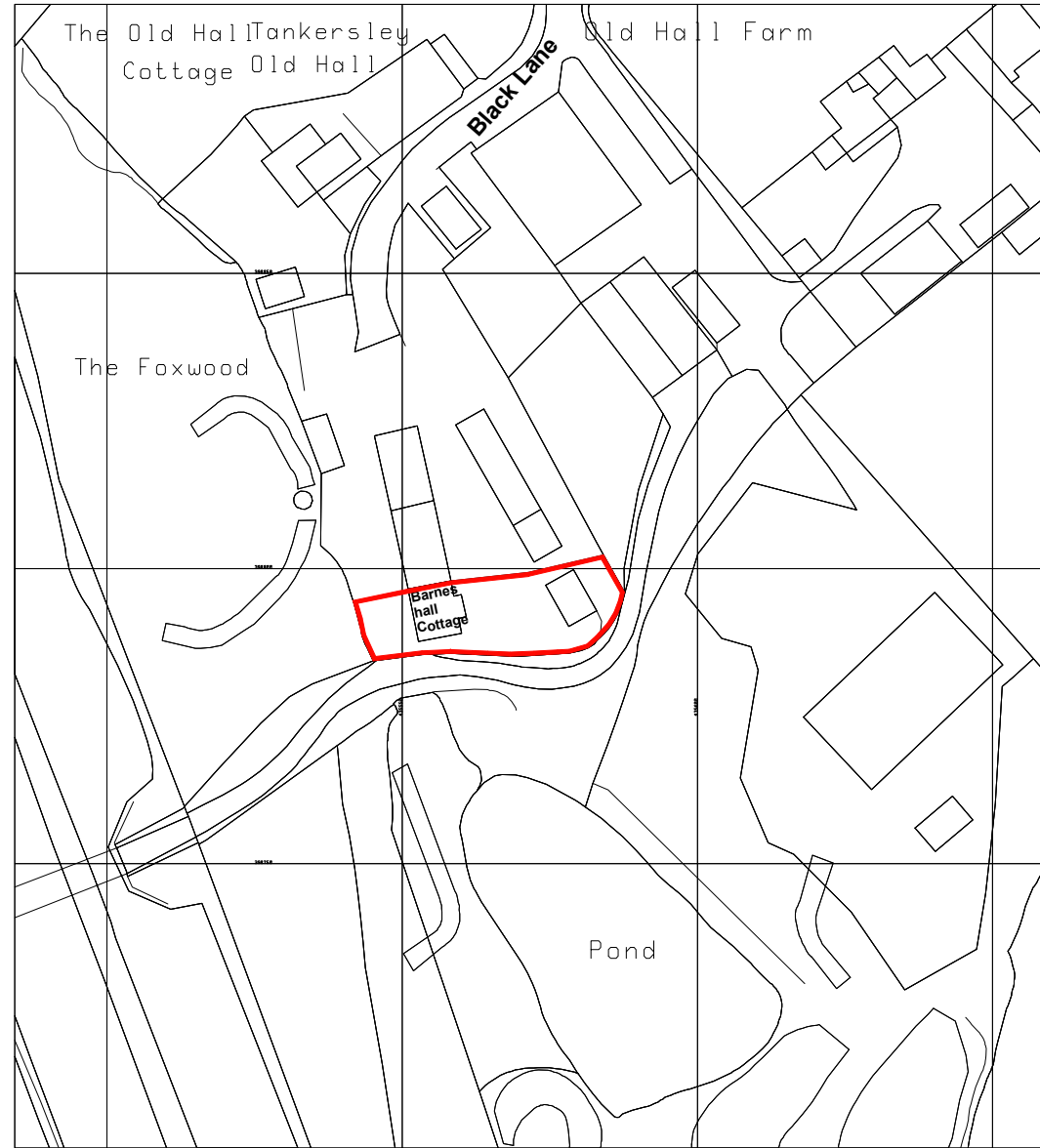
All materials shall be fixed, applied or mixed in accordance with all of the manufacturers instructions, recommendations & specifications. All materials shall be fit for the purposes that they are to be used for.

The contractor shall take into account everything necessary for the proper execution of the works and to the satisfaction of the Local Authority Building Surveyor, whether or not indicated on the drawing or in the specification.

It is the responsibility of the owner / client to serve a notice on the adjoining or adjacent neighbours for the proposed works under 'The Party Wall Act 1996' Explanatory booklets can be obtained free of charge from the D.O.E. publications despatch centre, Blackhorse Road, London SE9 6TT
 Tel 0181 691 9191.



SITE PLAN 1:500 



SITE LOCATION PLAN 1:1250 

B	17/7/16	Planning Amendments	MS
A	May 16	Planning Issue	MS
Rev	Date	Comments	by

Project
**Barnes hall Cottage,
 Black Lane,
 Hoyland,
 Barnsley
 S74 0DX**

Client
Mr & Mrs Tranter

Drawing title
**PROPOSED SITE &
 SITE LOCATION PLAN**

Scale (s)	Drawing No.	Revision
1:1250 / 1:500 @ A3	16014/01	B
Date	May 16	
Drawn By	MS	